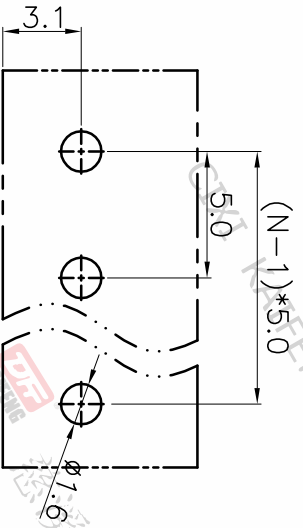
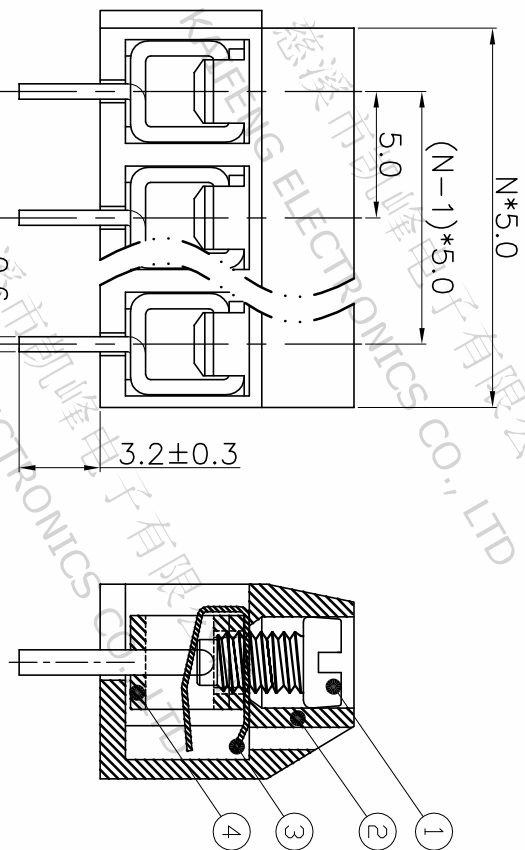
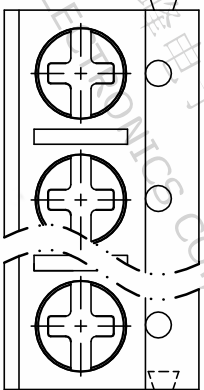


REV.	DESCRIPTION	DATE	DRAFTER	APPROVER
A1	DWG.REL	2020.05.17	DENG	JIN



P.C.B.LAYOUT

Pitch range	Nominal dimension range	PROJECTION
>0	>30	0.1/10
>6	>100	0.1/10
~	>150	0.1/10
~	>24	0.1/10
~	30	0.1/10
~	60	0.1/10
~	100	0.1/10
~	150	0.1/10
±0.15	±0.30	±2'
±0.20	±0.30	±2'
±0.30	±0.50	±2'
±0.70	±1.00	±2'
±1.30	±1.30	±2'

DRAWING TYPE	CUSTOMER DRAWING	SHEET	1 OF 1
SCALE	1:1	SHEET	1 OF 1
DRAWING NO.	W15000162		
TITLE	KF302-5.0-XXP-1X		
UNIT	mm		
SHEET SIZE	A4		
SERIES	KF302		

- Material
 ◦Screws : M2.5 steel, Zinc plated.
 ◦Housing : PA66, UL94V-0
 ◦Reed : Copper alloy, Ni plated or stainless steel
 ◦Pin header : Copper alloy, Tin plated
- Electrical UL IEC
 Rated voltage : 300V 250V
 Rated current : 16A 17.5A
 Contact resistance : 20mΩ(Max)
 Insulation resistance: 500MΩ/DC500V
 Withstanding Voltage : AC2000V/1min
 Wire range: 22-14AWG 2.5mm²
- Mechanical
 Operating temperature: -30℃~+120℃
 Soldering temperature:250℃±5/5sec
 Torque: 0.4N.m (3.54Lb.in)
 Strip length: 4.5-5mm
- RoHS compliance

HOW TO ORDER

