

REV.	DESCRIPTION	DATE	DRAFTER	APPROVER
A1	DWG.REL	2020.5.20	ZHANG	JIN

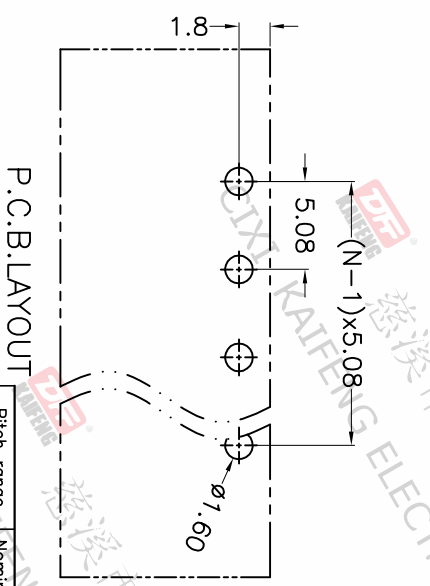
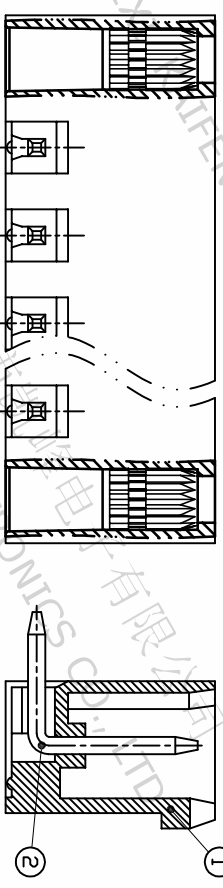
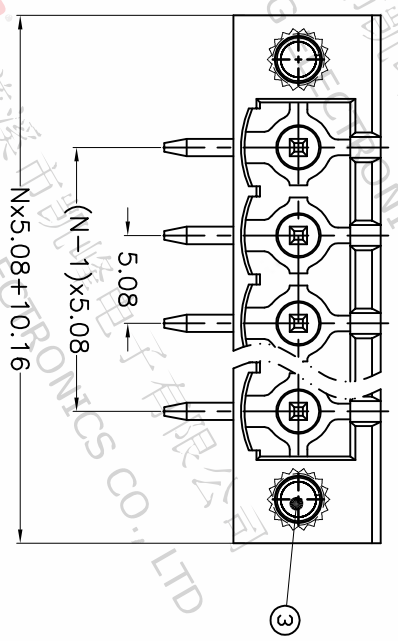
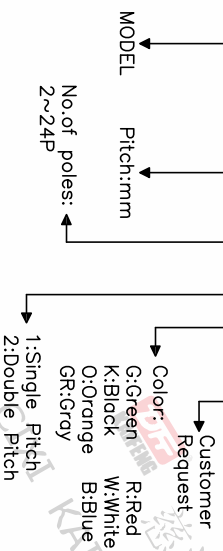
- Material
 ØHousing : PA66, UL94V-0
 ØPin header : Copper alloy, Tin plated
 ØNut : M2.5, Copper alloy

- Electrical
 UL IEC
 Rated voltage : 300V 320V
 Rated current : 15A 20A
 Contact resistance : 20mΩ(Max)
 Insulation resistance: 500MΩ/DC500V
 Withstanding Voltage : AC2000V/1min

- Mechanical
 Operating temperature: -40°C ~ +105°C
 Soldering temperature: 250°C ±5/5sec

- RoHS compliance

HOW TO ORDER
 KF2EDGGM-X-5.08-XXP-1 X-XXXXX



Pitch range	Nominal dimension range	PROJECTION	UNIT
>0	>0	□	mm
>6	>10	□	mm
~6	~10	□	mm
~10	~24	□	mm
~24	~30	□	mm
~30	~60	□	mm
~60	~100	□	mm
~100	~150	□	mm
~150	~150	□	mm
±0.15	±0.30	□	±2°
±0.20	±0.30	□	±2°
±0.30	±0.50	□	±2°
±0.70	±1.00	□	±2°
±1.30	±1.30	□	±2°

DF 慈溪市凯峰电子有限公司
 CIXI KAIFENG ELECTRONICS CO.,LTD

DRAWING TYPE: CUSTOMER DRAWING
 SCALE: 1:1 SHEET: 1 OF 1
 DRAWING NO.: W10001642

TITLE: KF2EDGGM-X-5.08-XXP-1X
 SERIES: KF2EDGGM-X
 SHEET SIZE: A4