

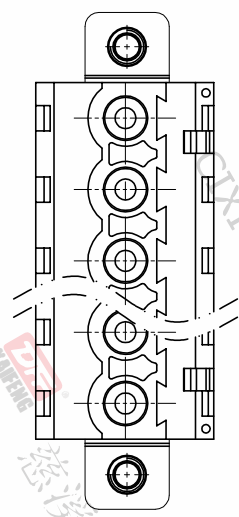
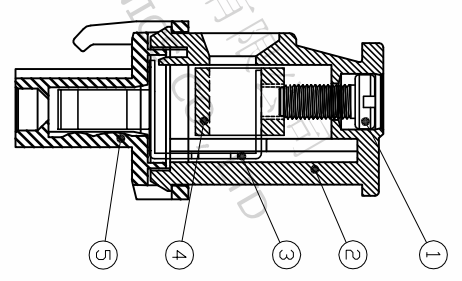
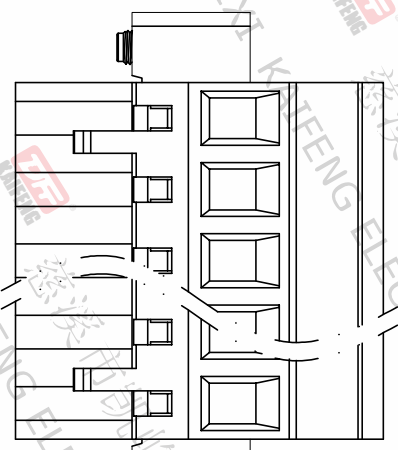
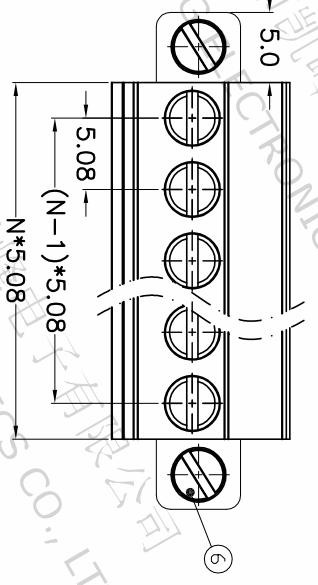
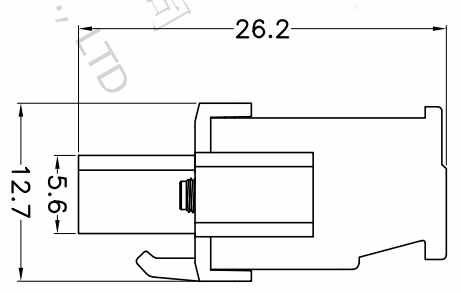
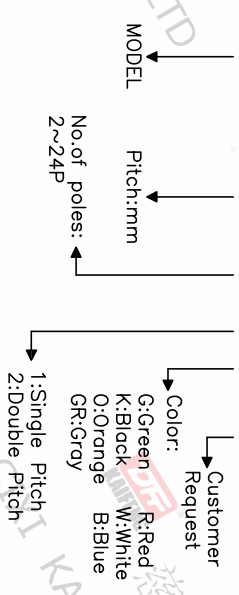
REV.	DESCRIPTION	DATE	DRAFTER	APPROVER
A1	DWG.REL	2020.5.23	ZHANG	JIN

- Material  
 ①Screw : M3.0 steel, Zinc plated, \*-\* slot type  
 ②Housing : PA66, UL94V-0  
 ③Contact : Copper alloy, Tin plated  
 ④Clamp : Copper alloy, Ni plated  
 ⑤Cover : PA66, UL94V-0  
 ⑥Screw : M2.5 steel, Zinc plated, \*-\* slot type

- Electrical  
 UL IEC  
 Rated voltage : 300V 320V  
 Rated current : 15A 18A  
 Contact resistance : 20mΩ(Max)  
 Insulation resistance : 500MΩ/DC500V  
 Withstanding Voltage : AC2000V/1min  
 Wire range : 28-12AWG 2.5mm<sup>2</sup>

- Mechanical  
 Operating temperature: -40℃~+105℃  
 Soldering temperature: 250℃±5/5sec  
 Torque: 0.5N.m (4.43Lb.in)  
 Strip length: 7-8mm

• RoHS compliance  
 HOW TO ORDER  
 KF2EDGKAM-5.08-XXP-1 X-XXXXX



Pitch range	Nominal dimension range	Projection
>0	>0	0.1/10
>6	>10	0.1/10
~	~	~
6	10	~
~	~	~
10	24	~
~	~	~
30	30	~
~	~	~
60	60	~
~	~	~
100	100	~
~	~	~
150	150	~
~	~	~
>150	>150	~
±2°	±2°	±2°

DRAWING TYPE	CUSTOMER DRAWING
SCALE	1:1
SHEET	1 OF 1
DRAWING NO.	W10000312

PROJECTION	UNIT	TITLE
1st Angle	mm	KF2EDGKAM-5.08-XXP-1X
SHEET SIZE	SERIES	
A4	KF2EDGKAM	

**DF** 慈溪市凯峰电子有限公司  
 CIXI KAIFENG ELECTRONICS CO.,LTD