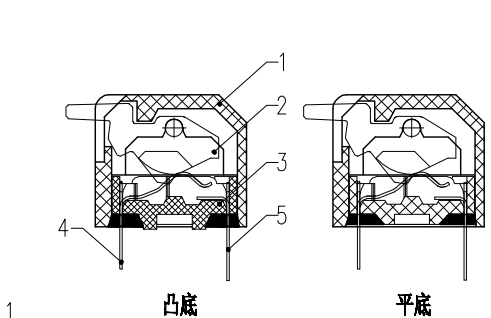
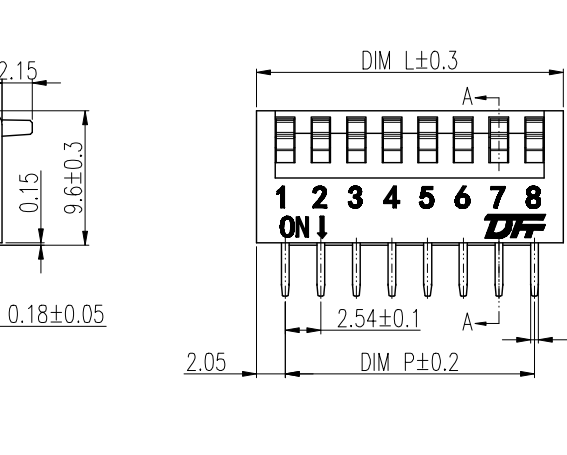
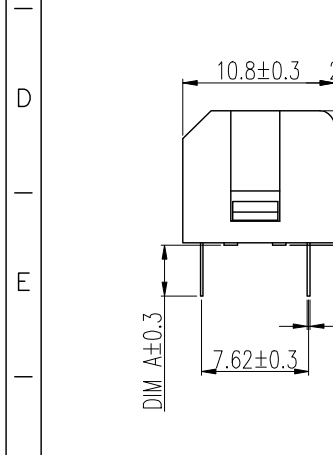
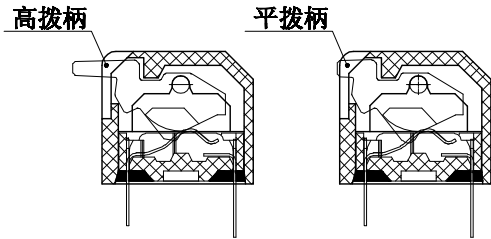
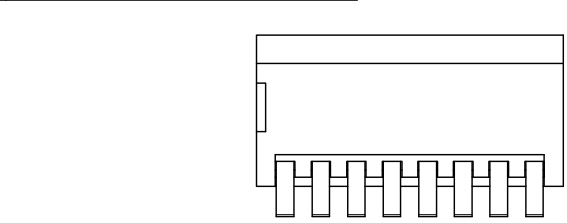


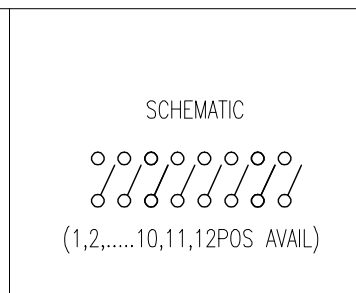
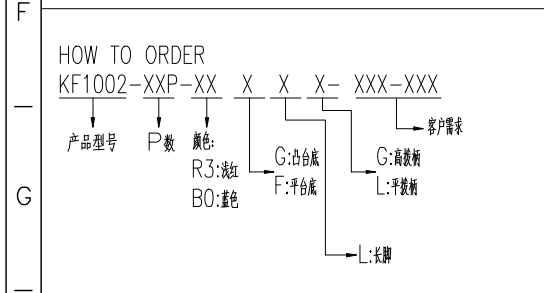
REV	ECN	CONTENT	CHECK	DATE
V0.0		ORIGINAL	LJ	2019.01.13
V1.0		整理图纸	WL	2020.06.03

DIM A	长针
凸台底座	3.65
平台底座	3.80



- 技术要求:**
- 额定电流:  
25mA, 24VDC (开与关切换时)  
100mA, 50VDC (开与关不切换时)
  - 接触阻抗:  
≤50mΩ (初始), ≤100mΩ (寿命测试后)
  - 绝缘电阻: ≥100MΩ / 500 VDC
  - 耐电压: 500VAC/1minute
  - 拨动力: 1000g max
  - 机械寿命: ≥2000 cycles
  - 使用温度: -40℃~+85℃
  - 存储温度: -40℃~+85℃
  - 符合RoHS要求

**焊接说明:**  
手工焊接: 30W电烙铁, 320±5℃, 3S max  
波峰焊接: 260±5℃, 5S max  
焊接前保持开关在“OFF”状态



POLES	DIM P	DIM L
1	/	4.11
2	2.54	6.65
3	5.08	9.19
4	7.62	11.73
5	10.16	14.27
6	12.70	16.81
7	15.24	19.35
8	17.78	21.89
9	20.32	24.43
10	22.86	26.97
11	25.40	29.51
12	27.94	32.05

5	PIN2	/	P	铜合金	镀金
4	PIN1	/	P	铜合金	镀金
3	底座	/	1	工程塑料	UL94V-0
2	拨柄	/	P	工程塑料	UL94V-0
1	外壳	/	1	工程塑料	UL94V-0
序号	零件名称	零件编码	数量	材质	备注
APP.	DATE	NAME	KF1002-XXP-XXXLX-DFT-XXX		
CHK.	DATE	DWGNO.	W20000021		
DWG.	DATE	SHEET	1/1	PROJECTION-METHOD	
UNITS	MM	SCALE	1:1		

General tolerance in mm						radii and chamfers			shorter angle side			≡ //			
over 0.5	over 3	over 6	over 30	over 120	over 400	over 0.5	over 3	over 6	up to	over 10	over 50	all	over 0	over 100	over 150
to 3	to 6	to 30	to 120	to 400	to 1000	to 0.2	to 0.5	to 1.0	to 1°	to 30'	to 20'	to 0.5	to 0.2	to 0.3	to 0.5
±0.15	±0.2	±0.25	±0.3	±0.5	±0.8	±0.2	±0.5	±1.0	±1°	±30'	±20'	0.5	0.2	0.3	0.5

**DF** 慈溪市凯峰电子有限公司  
CIXI KAIFENG ELECTRONICS CO., LTD